



Colgrain Primary School & Pre-5 unit

Redgauntlet Road, Helensburgh, G84 7TZ

01436 673557

Last Updated: August 2024

Infection Control Policy

This policy is underpinned by the UNCRC and Health and Social care Standards as reflected below.

Articles of the UNCRC (the UN Convention on the Rights of the Child)	
Article 3	The best interests of the child must be a top priority in all decisions and actions that affect children.
Article 24	(health and health services) Every child has the right to the best possible health. Governments must provide good quality health care, clean water, nutritious food, and a clean environment and education on health and well-being so that children can stay healthy.

This policy was drawn up in consultation with all Colgrain Nursery staff in collaboration with Mrs Pauline Walsh (Head Teacher) and Mrs Linda Candlish (Depute Head Teacher).

Rationale

Colgrain Nursery has a duty to protect the health, safety and welfare of all service users and employees. In addition to this the prevention and control of infection is essential in helping to establish a safe and secure environment in which children can learn and develop through play. This policy has been drawn up using the revised Health Guidance on Infection Prevention and Control in Childminding and Daycare Settings, May 2018.

Aims

- To minimise the risk of contamination
- To control the spread of infection
- To raise awareness of hygiene procedures
- To prevent cross contamination
- To present the persistence and further spread of infection



Procedures

As a staff we will:

- Adhere to the requirements set out in the Food Law Code of Practice (Scotland) and Food Safety Act (1990, as amended)
- Store food which requires refrigeration, covered and dated within a refrigerator at a temperature between 1°C and 4°C
- Follow hand washing procedures as outlined by Health Protection Scotland: Infection Prevention and Control in Childcare Settings (May 2018) Appendix 7.
- Clean and disinfect designated food preparation areas and utensils.
- Access training in food hygiene.
- Encourage children to wash hands in clean water as a matter of routine after using the toilet and before snacks and toothbrushing.
- Follow the continuous cleaning schedule.
- First aiders to cover all cuts and open sores.
- Protective gloves to be worn when dealing with accidents
- Waste material which has been in contact with blood and/or bodily fluids will be disposed of safely using the Care Inspectorate protocol.
- Inform all attending adults of the existing policies and procedures.
- Ensure that student inductions include this information.
- Provide visual instructions where possible for ease of understanding
- Ensure that adults and children use separate toilet facilities.
- Ensure toilets are cleaned after every session.
- Ensure that children's soiled or wet clothes are double-bagged and ready for collection.
- Ensure all children change their shoes when arriving at nursery.
- Ensure that nappy changing protocol is followed.
- Follow NHS Highland Guidelines for including exclusion periods.
- Be vigilant to signs of infection persisting/recurring.

- Remind parents/carers about exclusion periods.
- Update information as it is received from local and national sources.



Infection Prevention and Control in Childcare Settings: May 2018 Health Protection Scotland

Appendix 7

Handwashing Procedures

Children and adults should wash their hands:
• Before and after eating or handling food or drink
• After using the toilet, potty or changing a nappy
• After blowing your nose, coughing or sneezing
• After touching animals/pets or animal/pet waste, equipment or bedding
• After contact with contaminated surfaces (e.g. food-contaminated surfaces, rubbish bins, cleaning cloths).
• When returning from outside play or breaks e.g. playing with sand.

Appendix 7 – How hands should be washed

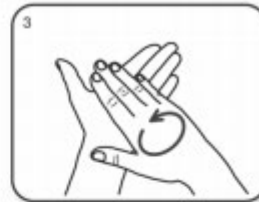
Source: World Health Organisation



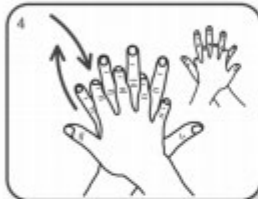
Wet hands with water



Apply enough soap to cover all hand surfaces



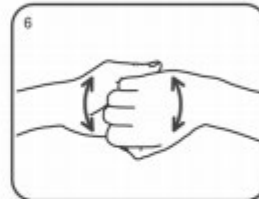
Rub hands palm to palm



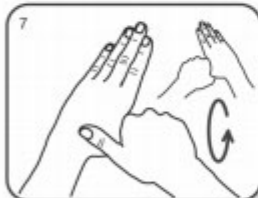
Right palm over the back of the other hand with interlaced fingers and vice versa



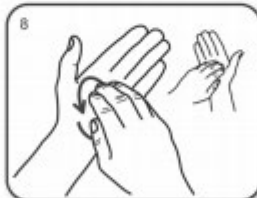
Palm to palm with fingers interlaced



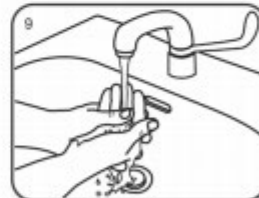
Backs of fingers to opposing palms with fingers interlocked



Rotational rubbing of left thumb clasped in right palm and vice versa



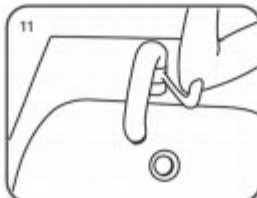
Rotational rubbing, backwards and forwards with clasped fingers of right hand in left palm and vice versa



Rinse hands with water



Dry thoroughly with towel



Use elbow to turn off tap



Steps 3 - 8 should take at least 15 seconds
...and your hands are safe

I have read and understood this policy.			
Staff Name - Print and Sign	Date Reviewed		
Chelsey Dolan	March 23	August 24	
Sandra Cunningham	March 23	August 24	
Wilma Brown	March 23	August 24	
Gillian Dougan	March 23	August 24	
Fiona Porter	March 23	August 24	
Angela Collins	March 23	August 24	
Courtney Williams	August 24	August 24	
Aimi Sharkey	August 24		
Rechelle Calderbank`	August 24		
Leila Dick	August 24		
Cherri Clemmett	August 24		
Nicole Campbell	August 24		
Tatyana Morrison	August 24		